

## COURSE EVALUATION REPORT

|                  |   |
|------------------|---|
| Type             | Evaluation of implemented SWARM course            |
| Institution      | Academy of Applied Studies of Kosovo and Metohija |
| Course title     | <b>Professional risk</b>                          |
| ECTS             | 6   |
| Reporting date   | 22/02/2022  |
| Report author(s) | Jelena Rajovic, Predrag Stanojevic                |

This project has been funded with support from the European Commission. This publication reflects the views only of the author, and the Commission cannot be held responsible for any use which may be made of the information contained therein.

University of Nis



Strengthening of master curricula in water resources management  
for the Western Balkans HEIs and stakeholders

---

## SWARM COURSE DESCRIPTION

### with special reference to learning outcomes

**Course description:**

By mastering the curriculum of the course, the student will be able to: identify the factors of professionalism risk, analyze and assess occupational risk of workplace and means of work, apply measures security in order to reduce or eliminate risk, draft an act on risk assessment, plans safety and health protection based on risk assessment, occupational risk management, implementation rules in the preparation of professional work, presents the results of their work, apply the principles of teamwork, searches professional literature, regulations and legal regulations.

This is elective course, and in total 5 students attend it.

### Problems encountered during the realization of course

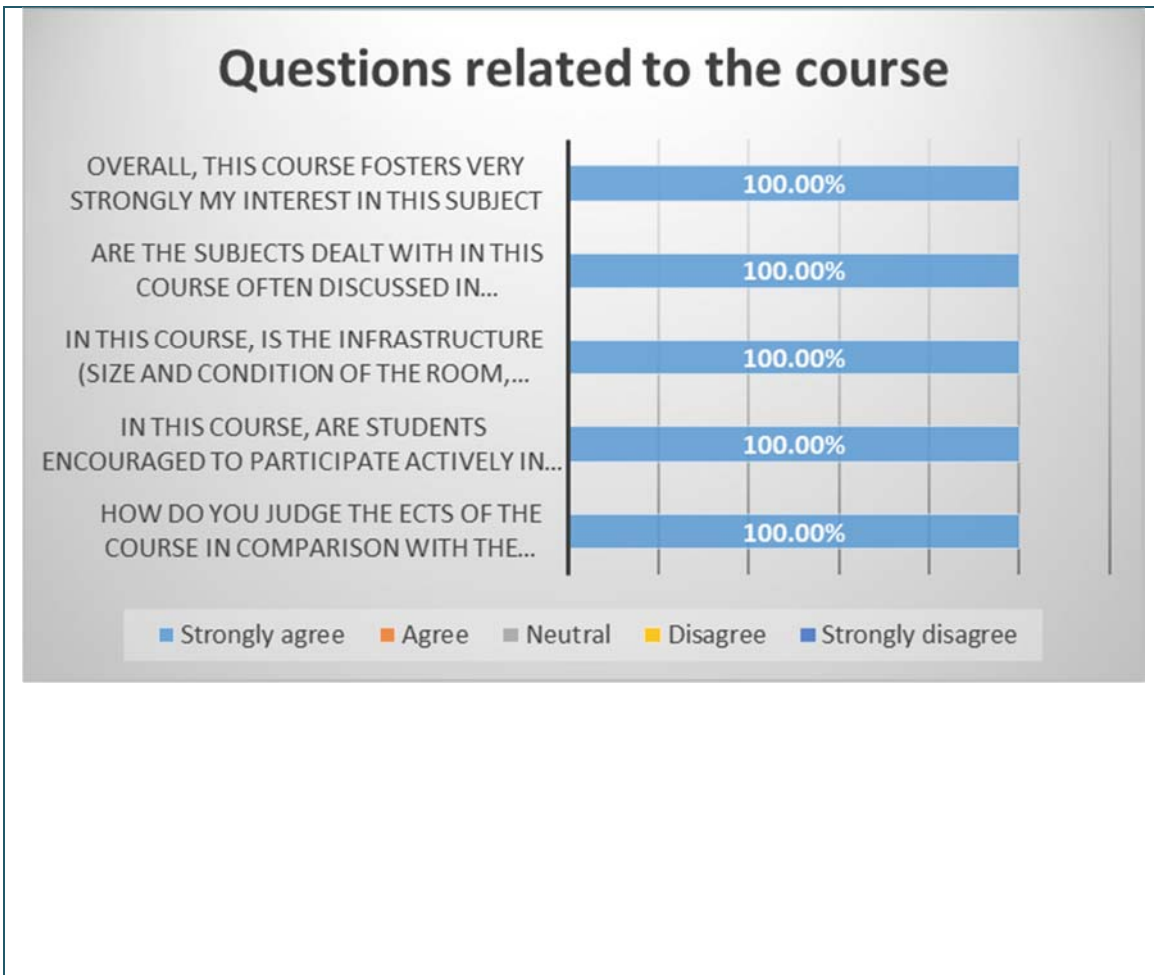
Please add your comments, if any:

No problems.

Evaluation details

### Results of general evaluation of implemented course

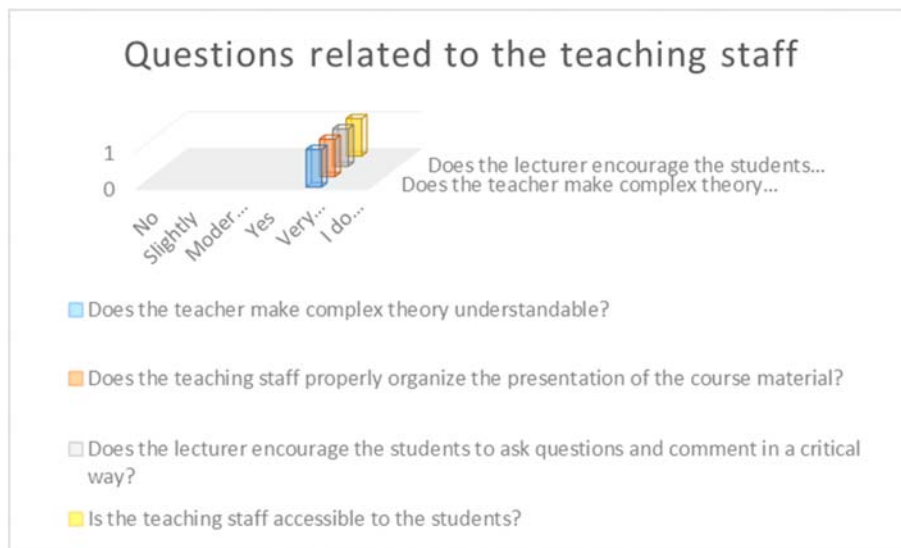
| Description   |                |       |         |          |                   |
|---|----------------|-------|---------|----------|-------------------|
| <p>All of the students, 5 of them are satisfied with ECTS dedicated in relation to the work load of the course. 100% of students strongly agree with the descriptor that they are encouraged to actively participate in all activities related to the course. Technical equipment, size of the classroom, and infrastructure in general were satisfactory to all students. In relation to practical examples provided in the course 100% stated that they are very satisfied and the same number stated that course is in line with their interests.</p> <p>Also, 100% students stated that they attend the lectures nearly always.</p> |                |       |         |          |                   |
| Table/Figure  |                |       |         |          |                   |
| <p><b>General evaluation of implemented course</b></p>  |                |       |         |          |                   |
| Grading   | Strongly agree | Agree | Neutral | Disagree | Strongly disagree |
| How do you judge the ECTS of the course in comparison with the respective work load?  |                |       |         |          |                   |
| In this course, are students encouraged to participate actively in class (e.g., through group work, as well as self-regulated, problem-oriented learning)?  |                |       |         |          |                   |
| In this course, is the infrastructure (size and condition of the room, technical equipment) is very good?   |                |       |         |          |                   |
| Are the subjects dealt with in this course often discussed in relationship to practical examples (relevance to practice)?   |                |       |         |          |                   |
| Overall, this course fosters very strongly my interest in this subject  |                |       |         |          |                   |
| <p>Add Figure</p>   |                |       |         |          |                   |



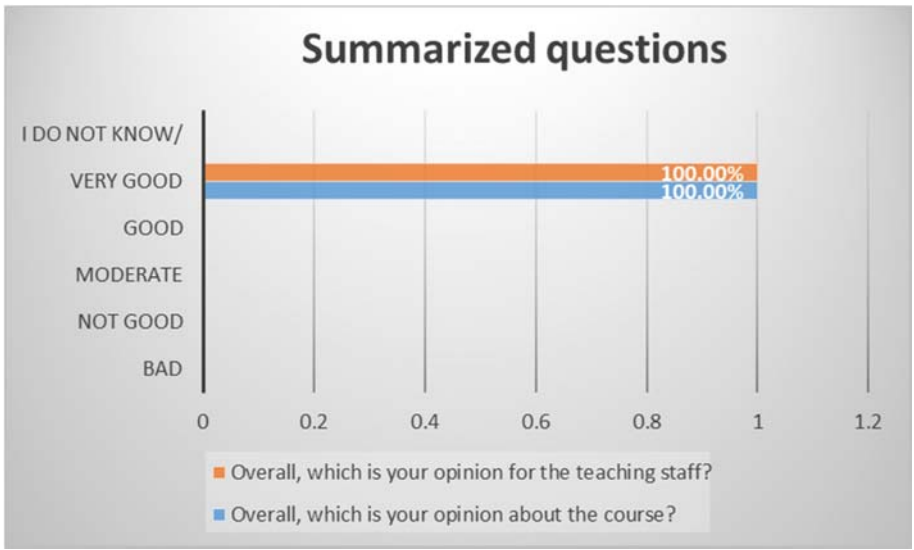
### Results of evaluation of teaching staff

| Description  |
|--|
| <p>For 100% of the students the complex theory was made very much understandable by the teachers. The course material was properly presented by the teachers, which is the opinion of 100% of students. 100% of students think that teacher very much encourages them to ask questions and provide critical thinking regarding the subject matter. Also, all students, 10 of them think that teachers are very much accessible to them and open to cooperation .</p> |
| Table/Figure   |

| Evaluation of teaching staff   |    |          |          |     |           |                                  |
|--|----|----------|----------|-----|-----------|----------------------------------|
| Grading  | No | Slightly | Moderate | Yes | Very much | I do not know/<br>I don't answer |
| Does the teacher make complex theory understandable?                                     |    |          |          |     |           |                                  |
| Does the teaching staff properly organize the presentation of the course material?       |    |          |          |     |           |                                  |
| Does the lecturer encourage the students to ask questions and comment in a critical way? |    |          |          |     |           |                                  |
| Is the teaching staff accessible to the students?  |    |          |          |     |           |                                  |



### Results of evaluation of summarized questions

| Description  |  |  |          |      |           |                                  |         |  |  |                |    |    |           |         |         |      |    |    |          |    |    |          |    |    |     |    |    |
|--|--|--|----------|------|-----------|----------------------------------|---------|--|--|----------------|----|----|-----------|---------|---------|------|----|----|----------|----|----|----------|----|----|-----|----|----|
| Overall opinion of 100% of the students regarding the course is that it is very good. Regarding the teaching staff, all students, 5, think that they are very good.  |  |  |          |      |           |                                  |         |  |  |                |    |    |           |         |         |      |    |    |          |    |    |          |    |    |     |    |    |
| Table/Figure   |  |  |          |      |           |                                  |         |  |  |                |    |    |           |         |         |      |    |    |          |    |    |          |    |    |     |    |    |
| <b>Evaluation of summarized questions</b>  |  |  |          |      |           |                                  |         |  |  |                |    |    |           |         |         |      |    |    |          |    |    |          |    |    |     |    |    |
| Grading  | Bad  | Not good   | Moderate | Good | Very good | I do not know/<br>I don't answer |         |  |  |                |    |    |           |         |         |      |    |    |          |    |    |          |    |    |     |    |    |
| Overall, which is your opinion about the course?   |  |  |          |      |           |                                  |         |  |  |                |    |    |           |         |         |      |    |    |          |    |    |          |    |    |     |    |    |
| Overall, which is your opinion for the teaching staff?   |  |  |          |      |           |                                  |         |  |  |                |    |    |           |         |         |      |    |    |          |    |    |          |    |    |     |    |    |
| Add Figure   |  |  |          |      |           |                                  |         |  |  |                |    |    |           |         |         |      |    |    |          |    |    |          |    |    |     |    |    |
|  <p><b>Summarized questions</b></p> <table border="1"> <caption>Data for Summarized Questions Chart</caption> <thead> <tr> <th>Grading</th> <th>Overall, which is your opinion for the teaching staff?</th> <th>Overall, which is your opinion about the course?</th> </tr> </thead> <tbody> <tr> <td>I DO NOT KNOW/</td> <td>0%</td> <td>0%</td> </tr> <tr> <td>VERY GOOD</td> <td>100.00%</td> <td>100.00%</td> </tr> <tr> <td>GOOD</td> <td>0%</td> <td>0%</td> </tr> <tr> <td>MODERATE</td> <td>0%</td> <td>0%</td> </tr> <tr> <td>NOT GOOD</td> <td>0%</td> <td>0%</td> </tr> <tr> <td>BAD</td> <td>0%</td> <td>0%</td> </tr> </tbody> </table> |  |  |          |      |           |                                  | Grading | Overall, which is your opinion for the teaching staff? | Overall, which is your opinion about the course? | I DO NOT KNOW/ | 0% | 0% | VERY GOOD | 100.00% | 100.00% | GOOD | 0% | 0% | MODERATE | 0% | 0% | NOT GOOD | 0% | 0% | BAD | 0% | 0% |
| Grading  | Overall, which is your opinion for the teaching staff? | Overall, which is your opinion about the course? |          |      |           |                                  |         |  |  |                |    |    |           |         |         |      |    |    |          |    |    |          |    |    |     |    |    |
| I DO NOT KNOW/   | 0%   | 0%   |          |      |           |                                  |         |  |  |                |    |    |           |         |         |      |    |    |          |    |    |          |    |    |     |    |    |
| VERY GOOD  | 100.00%  | 100.00%  |          |      |           |                                  |         |  |  |                |    |    |           |         |         |      |    |    |          |    |    |          |    |    |     |    |    |
| GOOD   | 0%   | 0%   |          |      |           |                                  |         |  |  |                |    |    |           |         |         |      |    |    |          |    |    |          |    |    |     |    |    |
| MODERATE   | 0%   | 0%   |          |      |           |                                  |         |  |  |                |    |    |           |         |         |      |    |    |          |    |    |          |    |    |     |    |    |
| NOT GOOD   | 0%   | 0%   |          |      |           |                                  |         |  |  |                |    |    |           |         |         |      |    |    |          |    |    |          |    |    |     |    |    |
| BAD  | 0%   | 0%   |          |      |           |                                  |         |  |  |                |    |    |           |         |         |      |    |    |          |    |    |          |    |    |     |    |    |

---

**Additional comments**

What I especially like about the course?

Please add your comments, if any:

What could be improved in the course?

Please add your comments, if any:

Comments regarding the questions/the evaluation

Please add your comments, if any:

Please indicate your suggestions for further improvement:

---

---

---

---

---

---